



ISSN: 0976-3031

Available Online at <http://www.recentscientific.com>

International Journal of Recent Scientific Research  
Vol. 8, Issue, 3, pp. 16044-16048, March, 2017

**International Journal of  
Recent Scientific  
Research**

DOI: 10.24327/IJRSR

## Research Article

### DIABETIC PREDICTION USING FUZZY BACK PROPAGATION AND ANALYSIS

**\*Lohit Mittal and Anbarasi Masilamani**

Scope, Vit University, Vellore, India

DOI: <http://dx.doi.org/10.24327/ijrsr.2017.0803.0062>

#### ARTICLE INFO

##### Article History:

Received 17<sup>th</sup> December, 2016  
Received in revised form 21<sup>th</sup>  
January, 2017  
Accepted 28<sup>th</sup> February, 2017  
Published online 28<sup>th</sup> March, 2017

##### Key Words:

Membership function, neural network,  
prediction, JSP, Naive Bayes, Diabetic.

#### ABSTRACT

As the amount of data is increasing, it has become merely impossible to carry out the manual analysis of data. As there is enough variety of data crisp data set is not so practical, hence the need to process the fuzzy data is necessary. Data mining algorithms helps in analyzing and predicting the huge amount of data, with very less human effort. This project aims at implementation of enhanced fuzzy back propagation neural network with triangular membership function and its comparative analysis with neural network, Naive Bayes. The project aims at predicting the states of diabetic. As diabetic is a serious problem and need to be predicted. We have eight indicators which determine the state of the protein. The best algorithm found was Naïve Bayes with an accuracy of 89% followed by fuzzy ANN with 86% accuracy and standard ANN had 82% accuracy. The study was done in java using Java Servlet packages and SQL database for storage. A precise and accurate prediction is necessary as sometimes there can human errors which lead to poor diagnosis of data and sometimes false report, so accurate prediction is required.

**Copyright © Lohit Mittal and Anbarasi Masilamani, 2017**, this is an open-access article distributed under the terms of the Creative Commons Attribution License, which permits unrestricted use, distribution and reproduction in any medium, provided the original work is properly cited.

#### INTRODUCTION

The diabetic disease among the pregnant women are major concern issue as it not only affect themselves it also effect the newborn child, hence a proper diagnosis of the disease is necessary. There are many factors that affect the diabetic condition among the women which are determined by the optimized algorithm. The “organizations” estimated that 11 million deaths occur globally due to diabetic disease. Due to advancement in the medical and health industry it has become easier to determine the risk factors which may be the most probable reason for the diabetic disease, but there are still many cases of improper treatment and misuse of the resources have been seen. Medical Diagnosis is necessary procedure but it is complicated and need to handle out very carefully and due to increasing population the case for diabetic disease is increasing alarmingly and due to the shortage of medical staff it will be very beneficial if there is an automated system which can provide with efficient and accurate result. The expertise required to diagnosis is not posses by all the doctors. Hence we need an automated system to overcome the problem.

These study implements algorithms such as Fuzzy back propagation using triangular membership function, standard artificial neural network and naïve Bayes algorithm and compare them. The analysis of fuzzy back propagation will also be done by epoch, N and M (memory constant) will be

varied. The best results will be taken under consideration for the proposed system and for further implementation.

The results which are taken and the graphs have been plotted and variation of results have been seen in the study.

#### LITERATURE REVIEW

The first Fuzzy Back Propagation neural network was purposed in the year 1994 by Stefka Stoeva, Alexander Nikov. They showed the importance of fuzzy approach as compared to the standard neural network. They approach simulated hierarchal approach towards the implementation of the fuzzy neural network. The next application of Fuzzy Back Propagation was done by Li, Liu, *et al* for early diagnosis of hypoxic ischemic encephalopathy in newborns. The next approach was taken by M. Anbarasi, M. A. Saleem Durai for prediction of protein folding kinetics in the year 2015.

The study of standard ANN goes back to 1980s by Frank Rosenblatt (1958) who developed first perceptron algorithms and the outcome of the study was used to develop smart automated software and systems. Later on it became the most important algorithm in the field of supervised learning and prediction. It was used in the application credit risk evaluation were it was compared with Naïve Bayes and SVM by Lohit *et al* in the year 2016. Naïve Bayes is one more important approach in terms of probalistic approach. It has proven to give better results when compared with the algorithms such as PSO,

\*Corresponding author: **Lohit Mittal**  
Scope, Vit University, Vellore, India

Random forest, ANN in some cases and other algorithms, hence it is necessary to compare the results with Naïve Bayes algorithm.

Jeroen Eggermont and Joost N. Kok and Walter A. Kusters were the first to work with the dataset .They used genetic algorithm. In the year 2004 Hastie, Trevor, et al tried the same dataset with the same data set and got a decent results. Till now no one has implemented Fuzzy Back Propagation Using Triangular Membership function on this dataset. In this study variation of parameters such as no. of epoch, N and M (memory constant) will be varied.

Many works on Naïve Bayes classifiers have been also done in this context.

**Dataset**

This study is based upon the data set on which the research has been carries out and the attributes used for prediction. The data set was donated by National Institute of Diabetes and Digestive and Kidney Diseases. A total of 760 records are taken and worked upon. As the missing values of the dataset were replaced by 0 so the dataset required some preprocessing. The method adopted is replacing the 0 value with the global mean of the following column. The data set was again preprocessed as it needed to be converted to binary data set where the output can be either 1 or 2. This 1 or 2 represent the label rather than their usual value, where 1 represents credit risk and 2 represents credit no risk. The output given by is in range of 0 to 1. As given by, the output is marked 2 if value is greater than 0.75 and 1 if the output is lower than 0.75, this result in a binary data set as shown in Table 1.

**Table 1 Prediction**

S.NO	CLASS	OUTPUT	DISEASE
1	>0.5	1	DIABETIC
2	<0.5	2	NON-DIABETIC

There are eight predictor attributes in the data set that are 1. Number of times pregnant 2. Plasma glucose concentration a 2 hours in an oral glucose tolerance test 3. Diastolic blood pressure (mm Hg) 4. Triceps skin fold thickness (mm) 5. 2-Hour serum insulin (mu U/ml) 6. Body mass index (weight in kg/(height in m)^2) 7. Diabetes pedigree function 8. Age (years) 9. Class variable (0 or 1). To increase the accuracy hope the above algorithms, we need to preprocess the data as different algorithm required different preprocessing in Fuzzy algorithms data preprocessing is done using membership function and in normal algorithms preprocessing is done using average value in non-fuzzy algorithms that data is divided into classes. Each classes can be varied from maybe 3-5.

Classes given a label for example high medium low but fuzzy Back propagation the membership function divides 1 data set into sets of 3 using triangular membership function. In naive Bayesian the dataset also the data are divided using membership function Data set normalisation need to be done where the missing values or the zero values need to be replaced by the Global mean The data was stored in a CSV (comma delimiter) and was stored in mysql database using PHP Myadmin for all the ALGORITHMS. The data set is derived using java JDBC driver and loaded for further processing. The data set are divided into group of two. One group is used for

training of the dataset and the other group is used for testing of the data set.

**Table 2 Dataset**

Parameter	Range
Number of times pregnant	0-17
Diastolic blood pressure (mm Hg)	44-199
Plasma glucose concentration a 2 hours in an oral glucose tolerance test	24-122
Triceps skin fold thickness (mm)	7-99
2-Hour serum insulin (mu U/ml)	14-846
Body mass index (weight in kg/(height in m)^2)	18-67
Diabetes pedigree function	0.078-2.42
AGE	21-81
Class variable	0-1

**METHODOLOGY**

**Artificial Neural Network**

ANN is an algorithm which is used to model the human brain using the concept of perceptron network. It is a learning based algorithm in which the weights are trained first again and again unless they measure upon the output. This is called the training phase. It is a standard algorithm which has same proceedings as the fuzzy ANN but its simple and less complex.

The figure above shows the architecture of ANN as first it consists of first the input neuron to which corresponding data are inserted. Then we have hidden layers whose input is calculated using the summation function of weights

$$u = \sum_{j=1}^m w_j x_j$$

Now the hidden layers are calculated and fed into output neuron with a bias and the error is calculated. Then weight updation formula are applied and then again checked till we get the best accuracy and weight set is noted and used for testing of the data, to which the application is formed.

**Fuzzy Back propagation Using Triangular Membership Function**

Algorithm for Fuzzy Back propagation using triangular membership function:

1. Generate weights for the hidden input and output layer randomly between the range from 0.1 to 0.9. Here input weights are  $W_{ij} = (W'\alpha_{ij}, W'\beta_{ij}, W'\gamma_{ij})$  and output hidden layer weights  $W'_{ij} = (W'\alpha_{ij}, W'\beta_{ij}, W'\gamma_{ij})$
2. Now the input be  $P = (P_1, P_2, \dots, P_N)$  where N is the number of input layers. In Fuzzy all the input are convert to fuzzy number using fuzzy triangular membership function as  $P_i = (P'\alpha_{ij}, P'\beta_{ij}, P'\gamma_{ij})$   
The function above is used to convert normal data set to fuzzy dataset.
3. Now initialize the momentum factor  $\alpha = 0.9$  and learning factor  $\eta = 0.9$  and  $\Delta W(k-1) = 0$  and  $\Delta W'(k-1) = 0$  where k is iteration number.
4. Now compute  $T'_{jp} = f(TOT_{jp}), j=1, 2, \dots, n$  where

$$TOT_{JP} = NE \left( \sum_{i=0}^n W'_{ij} T_{jp} \right)$$

$$NE(x') = I_3 + 0.33x (I_2 - I_1)$$

$$f(TOT_{JP}) = \frac{1}{1 + \exp(-TOT_{JP})}$$

5. Compute step 4 similar for the output neuron again.
6. Compute the error as  $\Delta W'(k-1)$  and compute

$$\nabla Xp = \left( \frac{\partial Xp}{\partial W'\alpha_{ij}}, \frac{\partial Xp}{\partial W'\beta_{ij}}, \frac{\partial Xp}{\partial W'\gamma_{ij}} \right)$$

Where

$$\frac{\partial Xp}{\partial W'\alpha_{ij}} = -(A_{ij} - T'_{JP}) \cdot T'_{JP} \cdot (1 - T'_{JP}) \cdot 1 \cdot T'_{JK}$$

$$\frac{\partial Xp}{\partial W'\beta_{ij}} = -(A_{ij} - T'_{JP}) \cdot T'_{JP} \cdot (1 - T'_{JP}) \cdot (-1/3) \cdot T'_{JK}$$

$$\frac{\partial Xp}{\partial W'\gamma_{ij}} = -(A_{ij} - T'_{JP}) \cdot T'_{JP} \cdot (1 - T'_{JP}) \cdot (1/3) \cdot T'_{JK}$$

7. Compute step 6 similar for the output neuron again.
8.  $\Delta W' = -\eta \nabla Xp + \alpha \Delta W'(k-1)$  Where  $\eta, \alpha$  are learning factor and memory constant.
9.  $\Delta W = \Delta W'(k-1) + \Delta W'$  Statement should be used for the weight updation.
10. Iterate from step 2 to 9 unless, we receive less errors.

### Naïve Bayes

The algorithm determines the occurrence of a state using probabilistic prediction. Works on class labels. Attribute are predicted to be conditionally independent of one another. As the algorithm works on discrete data, in order to implement upon on continuous data, we need to divide the attributes among classes. We can use Gaussian, mean and fuzzy classifier. Gaussian produce the very poor result, hence we will be using mean and fuzzy classifiers.

$$P(A | B) = \frac{P(B | A)P(A)}{P(B)}$$

The formula above is used in which data is already divided in set of classes and are determined whether they are co-dependent or independent. Another important classifier for Naïve Bayes is

$$p(X_K | x_1, \dots, x_n) = \frac{1}{Z} P(X_K) \prod_{i=1}^n p(x_i | X_K)$$

Naive Bayesian classifier is very effective in case of cost; it reduces the calculation cost It is best for the problems where there is strong relation between the variables and the data given.

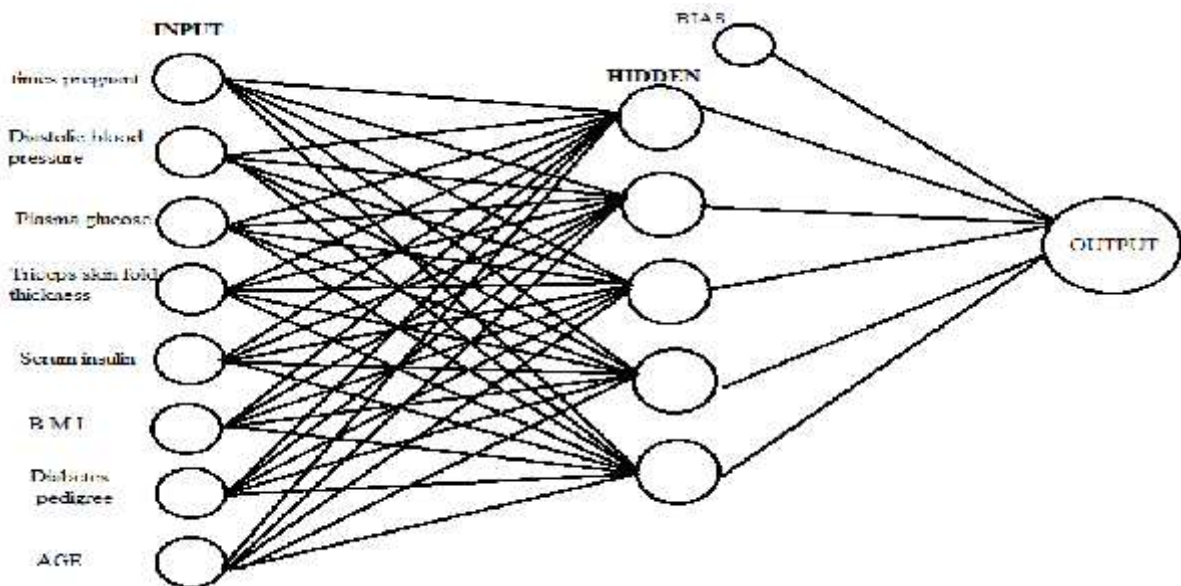
### RESULTS AND DISCUSSION

The artificial neural network and fuzzy back propagation using triangular membership function and naive Bayesian are all implemented in JDK 8.0, JSP (Java Servlet Package) and data set is managed using Mysql. The csv file has been converted to SQL file using PHP my admin and using Netbeans it has been past parsed. In fuzzy back propagation results have been obtained using variation of parameters. There are three main parameters Number of iterations, learning factor and momentum factor. Iteration has been varied between 100 to 500000. Learning factor have been varied between 0.2 to 0.9 and momentum factor have also been varied between 0.1 to 0.95 and results are obtained as follows

**Table 3** Epoch V Momentum

Iter\momentum	0.2	0.4	0.5	0.6	0.8	0.9
300	65	63	55	53	40	44
1000	55	52	48	43	38	35
5000	45	42	38	26	22	20
10000	46	43	37	24	23	21

In the above table 3 the comparison is done by taking iteration and momentum factor. Momentum factor is varied from 0.2 to 0.9 and Iteration from 300 to 10000 and their corresponding error has been noted.



**Figure.1** System model

It has been observed that the increasing Iteration results in better accuracy same goes momentum factor as it increases the error decreases.

**Table 4** Epoch V Rate

Iter\learning	0.2	0.4	0.5	0.6	0.8	0.9
300	38	33	40	44	49	55
1000	38	35	42	44	48	50
5000	24	21	29	35	43	45
10000	24	22	28	36	47	46

The next table is between iteration and learning factor as it can be observed that the increase in iteration leads to decreasing in error but increase of learning factor leads to increase in error.

**Table 5** Learnig V Momentum

Learning\momentum	0.2	0.4	0.5	0.6	0.8	0.9
0.2	45	42	38	26	22	20
0.35	46	43	37	24	23	21
0.5	49	47	44	33	29	26
0.65	51	50	46	35	30	28
0.75	52	48	45	42	36	33
0.9	54	52	49	45	30	34

The next table is between learning factor and momentum factor. It can be seen that learning factor doesn't affect that much as compared to momentum factor. The results comply with the above observations.

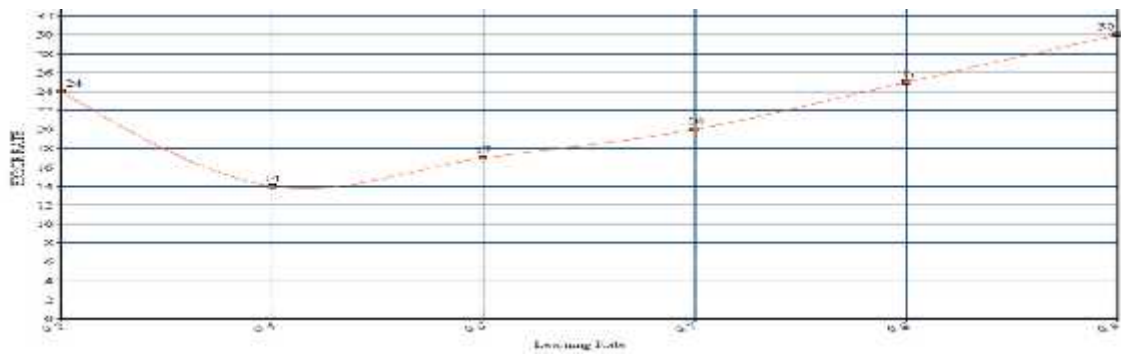
The FIGURE 2 shows relation between error and learning factor, as it can be seen that increases in learning factor mostly leads to increase in error, hence in order to achieve better accuracy learning factor should be kept low.

**Table 3** Fuzzy Bp CM

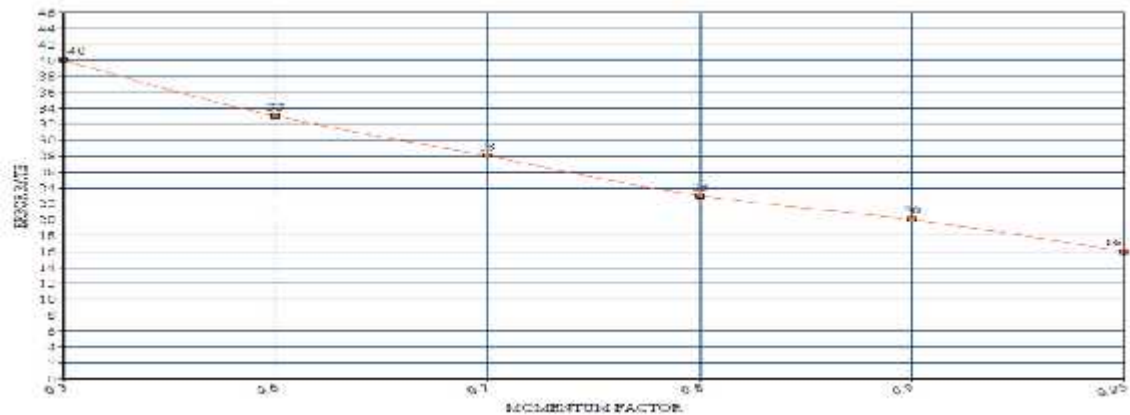
	Predicted'yes'	Predicted'no'
Actual 'yes'	180	22
Actual 'no'	20	78

**Table 4** Naïve Bayes CM

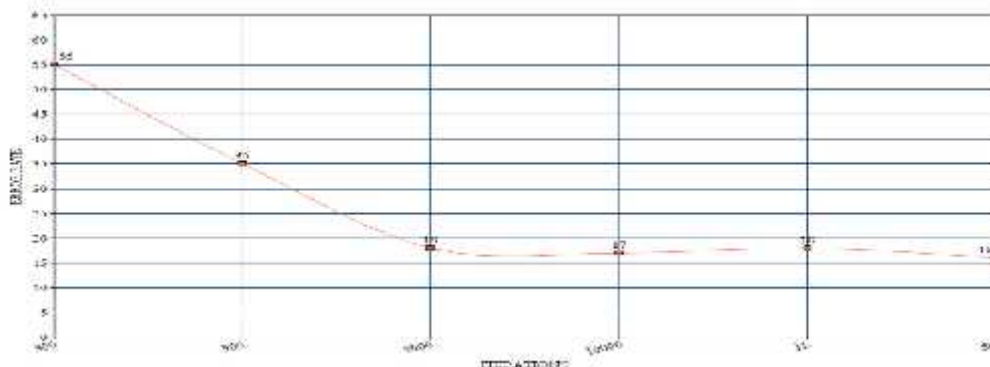
	Predicted'yes'	Predicted'no'
Actual 'yes'	200	10
Actual 'no'	20	70



**Figure 2** Error Rate V Learning Rate



**Figure 3** Error Rate V Momentum Factor



**Figure 4** Error Rate V Iterations

The Figure 3 is between learning rate and Momentum factor, it can be seen as the moment factor increases the error decreases.

**Table 5** Ann CM

	Predicted'yes'	Predicted'no'
Actual 'yes'	170	19
Actual 'no'	40	73

Methodology	Accuracy
Fuzzy ann	86
Naïve bayes	89
Ann	81

The Figure 4 is between and number of iteration and error rate it can be seen as we increase our iteration for certain time the error decreases but after a certain iteration the error rate remain constant.

Now the accuracy of the dataset is taken by three algorithms and their confusion matrix is taken. A set of 300 values have been taken to determine testing.

As it can be seen from the above results Naïve Bayes tends to give better accuracy than the fuzzy ANN and ANN but fuzzy ANN shows better accuracy than the standard ANN.

## CONCLUSION

The novelty of the work is to make comparison among machine learning algorithm and to determine the best which we obtained was Naïve Bayes as it more efficient in classification than the other two, although the other algorithm were slightly less they can also be used to determine the diabetic diseases prediction. The results obtained can be base for implementation of a system for diabetic diseases prediction.

## Reference

- Rosenblatt, F. (1958). "The Perceptron: A Probabilistic Model For Information Storage And Organization In The Brain". *Psychological Review* 65 (6):386-408. doi:10.1037/h0042519. PMID 13602029.
- Stoeva, Stefka, and Alexander Nikov. "A fuzzy back propagation algorithm." *Fuzzy Sets and Systems* 112.1 (2000): 27-39.
- Li, Liu, et al. "The use of fuzzy backpropagation neural networks for the early diagnosis of hypoxic ischemic encephalopathy in newborns." *BioMed Research International* 2011 (2011).
- Mittal, Lohit, Tarang Gupta, and Arun Kumar Sangaiah. "Prediction of Credit Risk Evaluation Using Naive Bayes, Artificial Neural Network and Support Vector Machine."
- Anbarasi M, DOI: 10.1007/978-3-319-30348-2\_36 · In book: Proceedings of the 3rd International Symposium on Big Data and Cloud Computing Challenges (ISBCC - 16'), pp.419-443
- Jang, J.-S., & Sun, C.-T., (1993). Functional equivalence between radial basis function networks and fuzzy inference systems. *IEEE Transactions on Neural Networks* 4 (1), 156-158.
- Hawley, D.D., Johnson, J.D. & Raina D., (1990). Artificial neural systems: A new tool for financial decision-making. *Fin. Anal. J.*, 46: 63-72. DOI: 10.2307/2F4479380 Huang
- Minsky, M.; S. Papert (1969). *An Introduction to Computational Geometry*. MIT Press. ISBN 0-262-63022-2
- Odom, M., & Sharda, R. (1990). A neural network model for bankruptcy prediction. *Proceedings of the International Joint Conference on Neural networks*, pp. 163-168.
- Rumelhart, D.E; James McClelland (1986). *Parallel Distributed Processing: Explorations in the Microstructure of Cognition*. Cambridge: MIT Press.
- Angelini, E. di Tollo, G. & Roli, A. (2008). A neural network approach for credit risk evaluation. *The Quarterly Review of Economics and Finance*, Vol. 48 No. 4, pp. 733-755
- Mohsen, N., & Mojtaba, A. (2013). Measuring credit risk of bank customers using artificial neural network. *Journal of Management Research*, Vol. 5, No. 2, Pp. 17. Mulhim
- Ahn, H., Lee, K., & Kim, K.: Global Optimization of Support Vector Machines Using Genetic Algorithms for Bankruptcy. *Lecture Notes in Computer Science*, vol 4234(5), pp. 420-429. Springer. (2006)
- Wu, C., Tzeng, G., Goo, Y., Fang, W.: A real-valued genetic algorithm to optimize the parameters of support vector machine for predicting bankruptcy. *Expert Systems with Applications*. Vol. 32, pp. 397-408 (2007). 9.
- Zhang, D., Chen, Q., Wei, L.: Building Behavior Scoring Model Using Genetic Algorithm and Support Vector Machines. *Lecture Notes in Computer Science*. Vol. 4488, pp. 482-485 (2007).
- Hao, P.-Y., Lin, M.-S., Tsai, L.-B.: A New Support Vector Machine with Fuzzy Hyper-Plane and Its Application to Evaluate Credit Risk. 2008 Eighth International Conference on Intelligent Systems Design and Applications, pp. 83-88 (2008).

### How to cite this article:

Lohit Mittal and Anbarasi Masilamani.2017, Diabetic Prediction Using Fuzzy Back Propagation and Analysis. *Int J Recent Sci Res.* 8(3), pp. 16044-16048.

\*\*\*\*\*