

PAPER • OPEN ACCESS

## Vehicle Theft Identification and Intimation Using GSM & IOT

To cite this article: M Eswar Kumar *et al* 2017 *IOP Conf. Ser.: Mater. Sci. Eng.* **263** 042062

View the [article online](#) for updates and enhancements.

### Related content

- [Wearable Sensors: Medical IoT systems: architecture and security](#)  
S C Mukhopadhyay and T Islam
- [Modeling And Simulation Of Electrical Prevenion System Using Arduino Uno, Gsm Modem, And Acs712 Current Sensor](#)  
Ummul Khair, Abdul Jabbar Lubis, Indra Agustha et al.
- [Design approach for solar cell and battery of a persistent solar powered GPS tracker](#)  
Nasim Sahraei, Sterling M. Watson, Anthony Pennes et al.

# Vehicle Theft Identification and Intimation Using GSM & IOT

**M Eswar Kumar, Thippa Reddy G, Sudheer K, Praveen Kumar Reddy M, Rajesh Kaluri, Dharmendra Singh Rajput and Kuruva Lakshmana**

School of Information Technology, VIT University, Vellore - 632014, Tamilnadu, India

Email: thippareddy.g@vit.ac.in

**Abstract.** Internet of Things is the most predominant innovation associates the things through web. IoT is a technology which interfaces things from different places on the planet. Home mechanization is a wide range innovation in IoT technology on the planet. Home automation constitutes in security issues, controlling gadgets and so on. In existing model, the vehicle theft is distinguished and controlled by physically with GSM module. Furthermore, there are a few in controlling the vehicle is major issue for owner from theft. Here in this paper a technique described to overcome issue of existing one. In this the vehicle is identified, controlled and connected updates with Internet in a simple way. By utilization of AT commands of GSM module a message will be send to the owner that the vehicle is recognized. Action can be taken by sending a reply to GSM module to stop motor of vehicle. Arduino uno board is used to interface the GSM and engine of vehicle with appropriate sensors. Visual studio, Arduino uno are the programming software used to outline this application.

## 1. Introduction

The Internet of things(IoT) is a propelled computerization and examination framework (networks) which abuses organizing, detecting, enormous information, and manmade brain power innovation to convey finish frameworks for an item or administration. These frameworks (networks) permit more noteworthy straight forwardness, control and execution when connected to any industry or framework(network). Internet of Things(IoT) networks have applications crosswise over ventures through their one of a kind adaptability and capable to be reasonable in any situation. They upgrade information devices and capable empowering innovation.

The Internet of Things speaks to a dream in which the internet claims out into the genuine world grasping ordinary articles. Physical things are no longer separated from the virtual world, yet can be controlled remotely and can go about as physical get to focuses to internet administrations. An IoT makes registering really omnipresent. An idea first set for IoT forward by MarkWeiser in the mid years of 1990s. The IoT vision is grounded in the conviction that the relentless advances in Microelectronics, interchanges and data innovation we have seen in late years will proceed in to the distant.



**2. Related work**

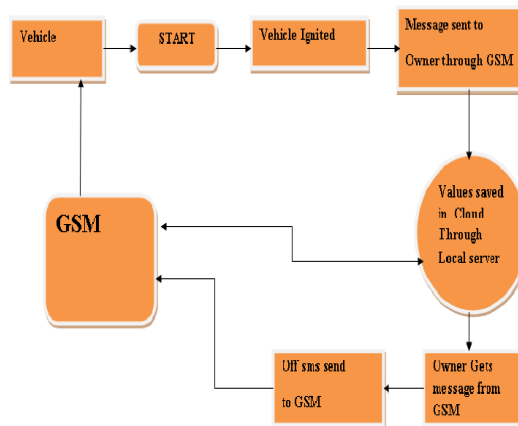


Fig. 1. Work Flow

2.1 *Transducers*: Transducers are of two sorts. one is information transducer and the other is yield transducer. Input transducer is only sensor which changes over physical amount to electrical amount. Yield transducer is only actuators which changes over electrical amount to physical amount.

i/p- Physical quantity  
o/p- electrical quantity

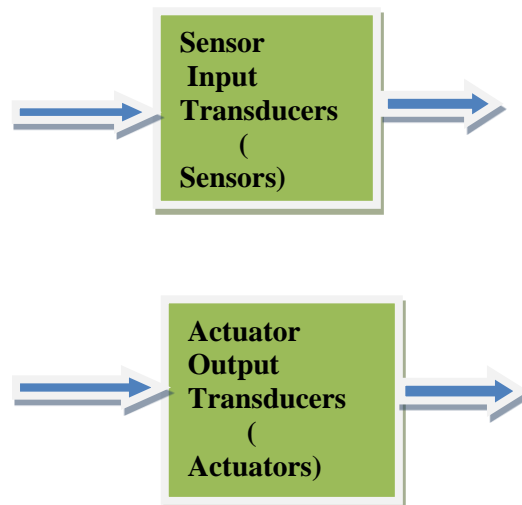


Fig. 2. Sensors and Actuators

2.2 *Arduino Uno*: Arduino Uno is a microcontroller board in view of the ATmega328P . It has 14 computerized Input/Output pins of which six can be utilized as PWM yields, six simple sources of info, a 16 MHz quartz precious stone, a Universal Serial Bus association, a power jack, an ICSP header and a reset catch. It contains everything expected to bolster the microcontroller; basically associate it to a PC with a USB link or power it with an AC-DC connector or battery to begin. You can tinker with your UNO without stressing excessively over accomplishing something incorrectly, most dire outcome imaginable you can trade the chip for a couple of dollars and begin once again once more.

UNO implies one in Italian and was denoted the arrival of Arduino Software (IDE) 1.0. The Uno board and form 1.0 of Arduino Software (IDE) were the reference renditions of Arduino, now developed to more up to date discharges. The Uno board is the first in a progression of USB Arduino

sheets, and the reference show for the Arduino stage; for a broad rundown of present, past or obsolete sheets see the Arduino record of sheets.

**2.3 GSM Module:** GSM gives suggestions, not necessities. The GSM particulars characterize the capacities and interface prerequisites in detail however don't address the equipment. The explanation behind this is to restrict the originators as meager as could reasonably be expected yet at the same time to make it workable for the administrators to purchase hardware from various providers. The GSM system is separated into three noteworthy frameworks: the exchanging framework (SS), the Base Station framework (BSS), and the Operation and emotionally Supportive network (OSS). Few GSM AT commands

1. AT+WS46- used to select the network of wireless type.
2. AT+CMGF- to select sms format.
3. AT+CMGD- used to delete a message.

**2.4 Cloud or Web part:** At the point when a page is asked for, it is stacked into the server memory, handled, and sent to the program. At that point, it is emptied from the memory. At each of these means, techniques and occasions are accessible, which could be superseded by the need of the application. At the end of the day, you can compose your own code to supersede the default code. The Page class makes a various leveled tree of the considerable number of controls on the page. Every one of the segments on the page, with the exception of the orders, are a piece of this control tree. You can see the control tree by including (trace= valid) to the page mandate.

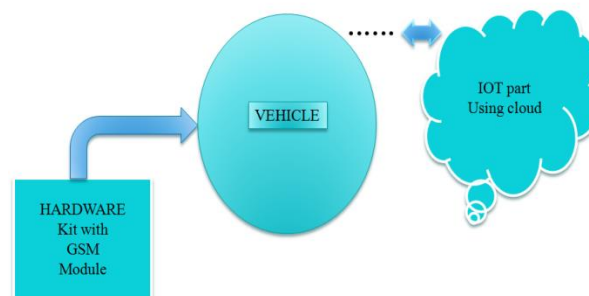


Fig. 3. Overview of hardware part and IOT

### 3. Methodology

Web of things is the most overwhelming innovation across the globe. All things have associated with web to take note of the current circumstance of gadgets. In IoT home computerization is the most essential module which incorporates home controlling, home security, home machines, etc... In this paper home robotization with security specifically vehicle burglary recognizable proof and suggestion through GSM and IoT have proposed. Beforehand such a large number of literary works had been done on this robbery recognizable proof. This proposed one gives a decent outcomes and best application for the home machines in Internet of Things. Arduino uno is the prime controller for this venture which utilizes ATMEGA-328 micro controller, and involves with GSM, IR sensor, engine and engine driver. initially when the vehicle is exchanged ON which is done through the IR sensor, the engine begins running and consequently an ALERT message will be sent to the proprietor utilizing GSM innovation, the GSM is associated with MAX232 for the serial correspondence, the engine is associated with the L293D engine driver, when the proprietor answers with the message "Motor off", the vehicle gets turned off.

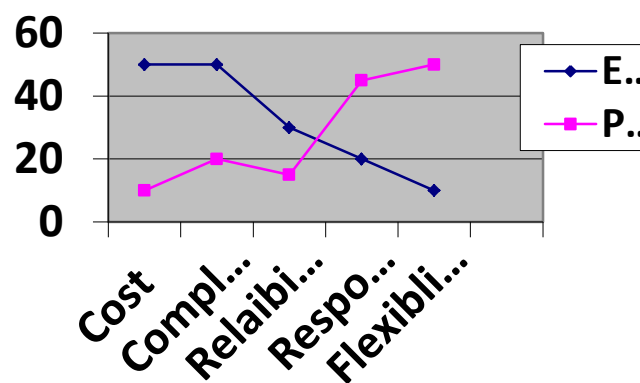
#### 4. Conclusion and Results

The proposed framework comprises of two primary parts one is equipment part and the other is Cloud part. Equipment part constitutes GSM alongside Arduino uno, sensors, max232, and correspondence interface. The proposed one is more adaptable, many-sided quality is less and cost of utilization is low. The reliability is more contrasted with exists one. At the point when vehicle is touched off immediately a sms send to the proprietor like vehicle is lighted through GSM module.



Fig. 4.Result vehicle ignited

#### 5.Related Graphs



E-Existing  
P-Proposed

Fig. 5.

#### References

- [1] D Dolev , Security of public key protocols, Information Theory, IEEE Transactions on, vol. 29, 2002 June.
- [2] E M Archer, Crossing the rubicon- Understanding cyber terrorism in the european context, The European Legacy, May 2014
- [3] A Nicholson, T Patel, Scada security in the light of cyber-warfare, Computers & Security, June 2012.
- [4] P Baybutt, Assessing risks from threats to process plants- Threat and vulnerability analysis, Process Safety Progress, June 2002.

- [5] P N Mahalle, R Prasad, Object classification based context management for identity management in internet of things, IEEE International Journal of Computer Applications, 2013.
- [6] M Rudner, Cyber threats to critical national infrastructure- An intelligence challenge, IEEE International Journal of Intelligence and Counter Intelligence, 2013.
- [7] S Pramanik, Threat motivation, in Emerging Technologies for a Smarter World CEWIT, May 2013 International Conference and Expo on. IEEE, 2013.
- [8] A Daneels, Internet Of things Based Security, IEEE in International sConference on Accelerator and Large Experimental Physics Control Systems, 1999.
- [9] Almomani, Alkhalil, Ahmad, Jodeh, Global Position System Vehicle Tracking and Management Framework, IEEE Jordan Conference on Applied Electrical Engineering furthermore, Computing Technologies AEECT, 2011.
- [10] H. Tune, S. Zhu and G. Cao, A Sensor(input T)Network Based Vehicle Anti Theft System, INFOCOM 2008. IEEE Gathering on Computer and Communications, 13-18, April 2008.
- [11] B L Malleswari, I V MuraliKrishna, and K LalKishore, Kalman channel for Global Positioning System Datum change , Mapworld Forum, Hyderabad, 20th Jan 2007.