



King Saud University
Arabian Journal of Chemistry

www.ksu.edu.sa
www.sciencedirect.com



ORIGINAL ARTICLE

A novel L-amino acid ionic liquid for quick and highly efficient synthesis of oxime derivatives – An environmental benign approach

Parasuraman Karthikeyan ^a, Sachin Arunrao Aswar ^a,
Prashant Narayan Muskawar ^a, Suresh Kumar Sythana ^a,
Pundlik Rambhau Bhagat ^{a,*}, Sellappan Senthil Kumar ^a, Pranveer S. Satvat ^b

^a Department of Chemistry, School of Advanced Sciences, VIT University, Vellore 632 014, India

^b Department of Environmental Engineering, School of Mechanical and Building Sciences, VIT University, Vellore 632 014, India

Received 15 June 2011; accepted 22 November 2011

KEYWORDS

L-Amino acid-ionic liquid;
Aliphatic/aromatic aldehyde;
Ketone;
Grinding;
Oxime

Abstract A mild, efficient, and eco-friendly procedure for the conversion of aliphatic, alicyclic and aromatic carbonyl compounds into the corresponding oximes, was catalyzed by a novel imidazolium based ionic liquid coupled with amino acid (asparagine) (L-AAIL, L-Amino acid functionalized ionic liquid) catalytic system. The quantitative conversion of aryl and alkyl carbonyl compounds into the corresponding oximes was achieved by simply grinding at ambient temperature using 0.05 mmol of catalyst in 50 s. In addition, this L-AAIL catalyst exhibited good reusability for five consecutive trials without significant loss of its catalytic activity.

© 2011 King Saud University. Production and hosting by Elsevier B.V. All rights reserved.

1. Introduction

In synthetic organic chemistry, oximes are vital intermediate for many functional group transformations. These compounds

* Corresponding author. Tel.: +91 9047289073; fax: +91 416 22404119.

E-mail address: drprbhagat111@gmail.com (P.R. Bhagat).

1878-5352 © 2011 King Saud University. Production and hosting by Elsevier B.V. All rights reserved.

Peer review under responsibility of King Saud University.

doi:10.1016/j.arabjc.2011.11.007

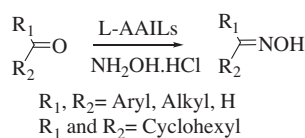


Production and hosting by Elsevier

were successfully transformed into amides (Owston et al., 2007), amines (Li et al., 2009), hydroxylamine (Mamani et al., 2011), hydroxylamine O-ethers (Miyabe et al., 2009), nitroalkanes (Kudyba et al., 2005), quinoxaline derivatives (Dong et al., 2008), etc. It is well-known intermediate for Beckmann rearrangement (Meng et al., 2011). Therefore, synthetic organic chemists are interested in the facilitation of oxime synthesis.

Although alternative methods exist (Liang et al., 2010), reaction of carbonyl compounds with hydroxylamine hydrochloride remains still the most important route. Many improvements of this methodology have been convoluted. Hean Luo described the treatment of ketones with hydroxylamine hydrochloride in the presence of an ion-exchange resin as the catalyst in ethanol gave oxime in high yields at room temperature and with a simple work-up procedure (You et al., 2008).

In the literature, there were reports on, irradiation of carbonyl compounds and hydroxylamine hydrochloride impreg-



Scheme 1 Synthesis of oximes in the presence of L-AAILs.

nated on wet basic Al_2O_3 , or grinding them with molecular sieves gave the corresponding oximes (Kad et al., 2001). High yields of hydroxyiminocycloalkanes could also be achieved by treatment of the corresponding ketone with hydroxylamine or its salts in ionic liquid and the presence of additives, such as sodium acetate.

We required extensive amount of several oxime of carbonyl compound as starting material in a more comprehensive synthesis project through an environmentally benign process. In last 10 years, Ren et al. (2001) reported environmental friendly and economical method for the preparation of cyclic ketoximes using aqueous hydroxylamine in ionic liquid. Damljanovic et al. (2006) reported a synthesis of oximes by grinding carbonyl compounds and hydroxylamine hydrochloride in the presence of sodium hydroxide/silica gel as a catalyst, in the absence of solvent. Song et al. (2007) achieved highly selective synthesis of methyl ethyl ketone oxime through amino oximation over Ti-MWW catalyst. Zang et al. (2009) reported ultrasound-promoted synthesis of oximes catalyzed by a basic ionic liquid [bmim]OH. Recently, it has been reported that $\text{BF}_3\cdot\text{OEt}_2$ in methanol using microwave irradiation could successfully achieve this condensation without any base (Sridhar et al., 2011).

This encouraged us to study the possibility of the condensation reaction of various carbonyl compounds with hydroxylamine hydrochloride in the presence of L-AAIL at room temperature. To our best knowledge, there is no report of using the ionic liquid L-AAIL, as catalyst for the preparation of oximes by grinding method. Herein, we desire to report a

quick, facile synthesis of oximes in the presence of L-AAIL without solvent (Scheme 1).

Among the numerous methods for the synthesis of oximes, involved the use of some bases/catalysts which were not entirely environment friendly (Table 1). Ionic liquids play a vital role as dual catalyst and green solvent having enormous applications in synthetic organic chemistry due to their peculiar chemical and physical properties, such as wide liquid range with melting point around room temperature, good recyclability and stability in air and moisture, high solubility including inorganic, organic and even polymeric materials and negligible vapor pressure (Bica and Gaertner, 2006). The main goal of the present work is to design novel green catalyst (L-AAIL) by coupling L-asparagine with 1-(2-aminoethyl)-3-methyl-imidazolium bromide.

2. Experimental

2.1. Materials

Melting points were recorded on a Buchi B-545 apparatus in open capillary tubes and reported uncorrected. ^1H NMR spectra were recorded on Bruker (500 MHz) and mass spectra were recorded on JEOL GC MATE II HRMS (EI) spectrometer. FTIR was recorded on AVATRA 330 Spectrometer with DTGS detector. All solvents and chemicals were commercially available and used without further purification unless otherwise stated. *N*-Methyl imidazole, L-asparagine, aromatic aldehydes and ketones were purchased from SD Fine (Chennai). 3-Bromopropionic acid and acetophenone were obtained from spectrochem (Bengaluru).

2.2. Preparation of L-amino acid functionalized ionic liquid [L-AAIL-2]

The catalyst [L-AAIL-2] was synthesized according to the literature (Yang et al., 2007). It is a colorless viscous liquid, yield:

Table 1 Comparison of the reported methods for synthesis of oxime with the present method.

S. No.	Catalyst used	Conditions (<i>T</i> , °C/time)	Yield (%)	Ref.
1	[bmim] OH	Ultrasonic (RT/5–10 min)	93	Zang et al. (2009)
2	NaOH	Grinding (RT/30–120 min)	93	Damljanovic et al. (2006)
3	L-Amino acid containing ionic liquid	Grinding (RT/50 s)	96	Present work

Table 2 Optimization reaction of the acetophenone to acetophenoximes in various catalyst and condition.^a

Entry	Catalyst	Conc. of catalyst (mmol)	Temp. (°C)	Grinding time (s)	Yield (%)
1	No catalyst	–	RT	21,600	–
2	NaOH/CH ₃ COONa	1–10%	25–60	180–7200	60
3	Glycine	0.1–1	RT	3600	–
4	Asparagine	0.1–1 g	RT	3600	13
5	L-Proline	0.1–1 g	RT	3000	18
6	[Cemim] Br	0.1–1	RT	3000	35
7	[Aemim] Br	0.1–1	RT	360	45
8	L-AAIL-1	0.1	RT	180	68
9	L-AAIL-2 ^b	0.05	RT	50	96

RT – room temperature.

L-AAIL-1 was reported in Yang et al. (2007).

^a Reaction conditions: acetophenone and hydroxylamine hydro chloride (1/1.2 mmol); grinding in mortar and pestle at room temperature.

^b Catalyst with basic amino acid shows high catalytic activity.

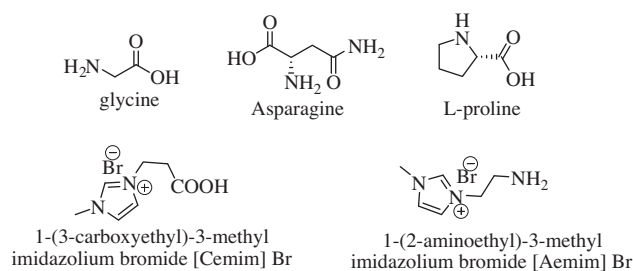


Figure 1 Different L-amino acids and ILs used for condensation reaction.

95% ¹H NMR (500 MHz, DMSO-*d*₆): δ 3.8 (s, 3H), 7.9 (d, 1H), 7.6 (d, 1H), 8.4 (s, 1H), 4.9 (t, 2H), 3.2 (t, 2H), 8.2 (s, 1H), 4.1 (t, 1H), 7.3 (s, 2H), 2.3 (t, 2H), 5.4 (s, 2H). ¹³C NMR: 36.53, 130.28, 131.77, 136.39, 56.82, 21.28, 176.89, 54.98, 23.61, 177.32. HR-MS (ESI): C₁₀H₁₈BrN₅O₂ (321.019), C₈H₁₄N₄O⁺ (182.12), C₇H₁₁N₃O⁺ (153.27), C₄H₉N₂O⁺ (100.57), C₄H₆N₂⁺ (81.60). FT-IR (KBr, m/cm⁻¹): CONH (str) 1547, C=O (str) 1643, C=N (str) 1627, NH (str) 3449.

3. Results and discussion

For the beginning of this study, acetophenone and hydroxylamine hydrochloride (1:1.2 mmol) were ground without base/catalyst in a pestle mortar for a duration of time at room temperature to compare the catalytic performance of the L-AAIL-2. The formation of oxime was not observed (Table 2, entry 1).

In the presence of NaOH/CH₃COONa the condensation occurs unhurriedly with a variation in temperature and concentration of the base (Table 2, entry 2). Subsequently, catalytic activity of different L-amino acids was tested for this reaction (Fig. 1), it is noted that glycine does not show catalytic role in these reactions (Table 2, entry 3). It is further observed that asparagine and L-proline showed poor activity (Table 2, entries 4 and 5). However, the reaction was a little accelerated obviously when 1-(3-carboxyethyl)-3-methyl imidazolium bromide and 1-(2-aminoethyl)-3-methyl imidazolium bromide were used for the condensation reaction (Table 2, entries 6 and 7). It may be due to the catalytic nature of these compounds.

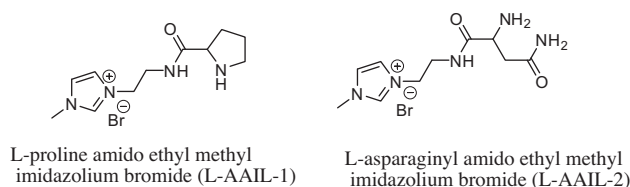


Figure 2 Ionic liquids used for the synthesis of oximes derivatives of carbonyl compounds.

It was observed that L-AAIL-2, showed excellent catalytic activity at ambient conditions (Table 2, entry 9). The results clearly indicated that this catalyst should be absolutely imperative for the condensation reaction L-AAIL-2 gave yield 96%, compared with the method (Ren and Ou, 2001) using more concentration of ILs bmiPF₆, bmim Cl, bmiBF₄, higher temperature and more time duration in the presence of additives like sodium acetate, methane sulfonic acid and also using Ti-MWW catalyst with elevated temperature (67 °C) and longer duration (Song et al., 2007). These methodologies offer disadvantages such as use of the volatile solvents, corrosive bases and metal catalysts, which are generating a huge amount of waste and consuming energy for recovery of the products. The present method is fulfilling the growing need of environmental protection and economic factors.

When the ionic liquid L-AAIL-1 was used, 68% yield of oxime was isolated (Table 2, entry 8) with more concentration of catalyst (0.1 mmol). These results are comparable with L-AAIL-2 indicating that more basic nature of catalyst played a significant role in the catalysis, with less duration (50 s) and minimum concentration (0.05 mmol). Having optimized the reaction conditions, the condensation of various carbonyl compounds was examined (Table 3). All the ketones with steric hindrance were investigated and found good yields ranging from 85% to 90% (Table 3, entries 1–6). However, the condensation of both aromatic aldehyde and cyclohexanone encompass less steric hindrance with hydroxylamine hydrochloride led to excellent yields of oximes (Table 3, entries 7–10). The melting point of the oximes is comparable with the literature (Li et al., 2006).

Table 3 Condensation of aldehydes and ketones with hydroxylamine hydrochloride by using IL-2 as catalyst.^a

Entry	R ₁	R ₂	Time (s)	Conversion (%)	Yield (%)	Melting point ^b (°C)
1	C ₆ H ₅ ^{c,d}	CH ₃	50	99	96	57
2	p-NH ₂ C ₆ H ₅ ^c	CH ₃	60	94	91	130
3	m-NH ₂ C ₆ H ₅ ^c	CH ₃	60	95	92	117
4	C ₆ H ₅ ^c	C ₆ H ₅	80	93	90	85
5	CH ₃ ^c	p-OHC ₆ H ₅	50	90	85	88
6	CH ₃ ^c	p-OCH ₃ C ₆ H ₅	60	92	90	42
7	H	p-OHC ₆ H ₅	50	90	87	115
8	H	p-OCH ₃ C ₆ H ₅	60	94	90	45
9	C ₆ H ₅	H	45	95	92	33
10	Cyclohexanone		60	92	90	85

^a Reaction conditions: Catalyst 0.05 mmol; acetophenone and hydroxylamine hydro chloride (1/1.2 mmol); grinding in mortar and pestle at room temperature.

^b Literature value (Li et al., 2006).

^c Carbonyl compound with both bulky group, more steric hindrance.

^d Reaction conditions: Catalyst 0.05 mmol; acetophenone and hydroxylamine hydro chloride (10/11.2 mmol); grinding in mortar and pestle at room temperature; % yield of oxime 95.

Table 4 Recycling of L-AAIL-2 system for the acetophenone to acetophenone oxime.

Run	Time (s)	Yield (%)
1	50	96
2	50	94
3	50	93
4	50	91
5	50	88

The recycling performance of L-AAIL-2 in the condensation reaction was subsequently explored. The catalytic system could be separated for the next cycle, by adding deionized water into the reaction mixture followed by full extraction of the product three times with 5 mL diethyl ether per extraction and recovering the catalyst from the aqueous phase by removing water under vacuum distillation and can be exploited for the next cycle. Excellent conversion of acetophenone to oxime was obtained for five consecutive cycles (Fig. 2 and Table 4).

4. Conclusion

An efficient, quick and environmental pleasant green protocol has been developed for the preparation of oximes using catalytic system consisting of L-AAIL-2. This catalyst possesses increased compatibility to different carbonyl compounds and the reaction is carried out at ambient conditions. The method does not require any toxic bases/metal catalysts or solvents. The reusability of this novel catalyst gave excellent yield even after use for five times. All these characteristics make this protocol applicable for an industrial purpose.

Acknowledgments

We gratefully acknowledge the management of VIT University for providing required facilities and SAIF (IITM) for providing the spectral data.

References

- Bica, K., Gaertner, P., 2006. *Org. Lett.* 8, 733.
- Damljanovic, I., Vukic evic, M., Vukic evic, R.D., 2006. *Monatsh. Chem.* 137, 301.
- Dong, F., Kai, G., Zhenghao, F., Xinli, Z., Zuliang, L., 2008. *Catal. Commun.* 9, 317.
- Kad, G.L., Bhandari, M., Kaur, J., Rathee, R., Singh, J., 2001. *Green Chem.* 3, 275.
- Kudyba, I., Jozwik, J., Romanski, J., Raczko, J., Jurczak, J., 2005. *Tetrahedron: Asymmetry* 16, 2257.
- Li, J.T., Li, X.L., Li, T.S., 2006. *Ultrason. Sonochem.* 13, 200.
- Li, H.Q., Xiao, Z.P., Luo, Y., Yan, T., Lv, P.C., Zhu, H.L., 2009. *Eur. J. Med. Chem.* 44, 2246.
- Liang, J.H., Dong, L.J., Wang, H., An, K., Li, X.L., Yang, L., Yao, G.W., Xu, Y.C., 2010. *Eur. J. Med. Chem.* 45, 3627.
- Mamani, L., Sheykhan, M., Heydari, A., 2011. *Appl. Catal. A: Gen.* 395, 34.
- Meng, F., Wang, Y., Wang, L., Yang, R., Zhang, T., 2011. *J. Mol. Catal. A: Chem.* 335, 105.
- Miyabe, H., Matsumura, A., Yoshida, K., Takemoto, Y., 2009. *Tetrahedron* 65, 4464.
- Owston, N.A., Parker, A.J., Williams, J.M.J., 2007. *Org. Lett.* 9, 73.
- Ren, R.X., Ou, W., 2001. *Tetrahedron Lett.* 42, 8445.
- Song, F., Liu, Y., Wang, L., Zhang, H., He, M., Wu, P., 2007. *Appl. Catal. A* 327, 22.
- Sridhar, M., Narsaiah, C., Raveendra, J., Kondal Reddy, G., Kishore Kumar Reddy, M., China Ramanaiah, B., 2011. *Tetrahedron Lett.* 52, 4701.
- Yang, S.-D., Wu, L.-Y., Yan, Z.-Y., Pan, Z.-L., Liang, Y.-M., 2007. *J. Mol. Catal. A: Chem.* 268, 107.
- You, K., Mao, L., Yin, D., Liu, P., Luo, H., 2008. *Catal. Commun.* 9, 1521.
- Zang, H., Wang, M., Cheng, B., Song, J., 2009. *Ultrason. Sonochem.* 16, 301.