

## Harmonics Mitigation of Industrial Motor Drives with Active Power Filters in Cement Plant-A Case Study

Y. Kusuma Latha\*, Ch. Sai Babu\*\*, Y.P. Obulesu\*

\* Department of EEE, Lakireddy Balireddy College of Engineering (Autonomous), Mylavaram-521230, A.P, India

\*\*Department of Electrical Engg, University College of Engineering (Autonomous), JNTUK, Kakinada, A.P, India

---

### Article Info

#### Article history:

Received Oct 20<sup>th</sup>, 2011

Revised Jan 20<sup>th</sup>, 2012

Accepted Mar 5<sup>th</sup>, 2012

---

#### Keyword:

Adjustable Speed Drives,  
Harmonics,  
Power Quality,  
Power quality analyzer,  
minimization of harmonics,  
active power filter.

---

### ABSTRACT

With the increasing of use of power electronic controlled variable speed drives in industries, power quality distortion in electric power system has become a serious issue in recent years. In cement plants, because of presence of more number of adjustable speed electric drives, this problem is a greater concern. In this paper, the impacts of harmonic distortions due to Adjustable speed electric drives in Anjani Portland cement Ltd, Jaggayapet, Nalgonda (Dist), A.P, India is investigated. Harmonic measurements at various motor drives with the help of Fluke 434 power quality analyzer have been done to determine where a significant amount of harmonic currents or voltages are presented. From these measurements and subsequent calculations, the impact of harmonics is analyzed and found that the harmonic content of the motor drives to be minimized within the limits of international harmonic standards. In recently, active power filters gained an increased attention due to their effective harmonic reduction. In this paper an active power filter has been developed for minimization of the harmonics, which is implemented in Matlab/simulink based on real time measurement of harmonic data

Copyright © 2012 Insitute of Advanced Engineering and Science.  
All rights reserved.

---

### Corresponding Author:

Y.P.Obulesu,  
Departement of Electrical and electronics Engineering,  
Lakkireddy Balireddy College of Engineering(Autonomous),  
Mylavaram,A.P,India.  
Email: ypobulesh@gmail.com

---

## 1. INTRODUCTION

The In modern power systems, due to increase of non-linear loads, power quality has become a great concern. Non-linear loads, which were only 15% of total loads in 1987, have increased to 50% in 2000. These nonlinear loads introduce harmonics into the supply system and draw non-sinusoidal currents from ac mains and cause reactive power burden, excessive neutral current, Low power factor, low energy efficiency, interference by EMI and distortion of the line voltage, etc.[1,2]. The variable speed drives comes under nonlinear loads and they are one of the major sources of harmonics generation and power quality problems. Harmonics are the main causes of power quality of the electrical power system. Therefore, the standard regulations and recommendations such as IEC 61000-3-2 and IEEE 519 enforce to limit the above problems [3]. Filtering is a common method for suppressing harmonics [4, 5]. The harmonics in supply systems are conventionally suppressed using passive tuned filters, The addition of passive "LC" filters alters, or interferes, with the system impedance, and is known to cause resonance with other network impedances and can result in an excessive amplification of harmonics rather than harmonic reduction [6,7]. In recently, active power filters gained increased attention because of their advantages compared to passive filter and also their effective harmonic reduction [8, 9]. Active power filtering is an alternative approach in which the filter injects suitable compensation currents to cancel the harmonic currents [10].

In this paper, the impacts of harmonic distortions due to electric drives in Anjani Portland cement Ltd, Jaggayapet, Nalgonda (Dist), A.P, India which is major supplier of cement to most of the industries/organizations in Andhra Pradesh in India, is investigated. The harmonic measurement is done with Fluke 431A power quality analyzer. From the measured data, it is found that the harmonic content of motor drives needs to be reduced within the limits international harmonic standards. In recently active power filters gained an increased attention due to their effective harmonic reduction. In this paper an active power filter has been designed for minimization of the harmonics and results are presented in terms of % THD without and with active power filter.

## 2. ANALYSIS OF HARMONICS IN CEMENT PLANT

Power quality problems especially harmonic distortion associated with nonlinear load such as Variable Frequency Drives (VFDs) are addressed in several papers [7-10] in general, but, papers deal with harmonic distortion in a cement industry is found to be very less. Hence, an attempt has been made in this paper to study harmonic analysis of electric motor drives and effect of harmonic distortion in the cement plant (Figure 1). The cement plant considered in this study produces 2500 tons cement per day. The plant electrical tariff is Rs 1.75 Lakh per Month and motor drives alone consume nearly 45-55% of power according to their operational load. In the cement industry, the motor drives are used in different power ratings for various applications such as Crushers, kiln cooling system, cement mill cooling, raw mill cooling, coal mill cooling, cement mill classifier, coal mill classifier, belt conveyors etc. The drive motor rating varies from few KW to several hundred KW depending on the application. It is identified that these are the prime sources of harmonics in the cement industry. Therefore, a detailed system study has been carried out to study the sources of harmonics.

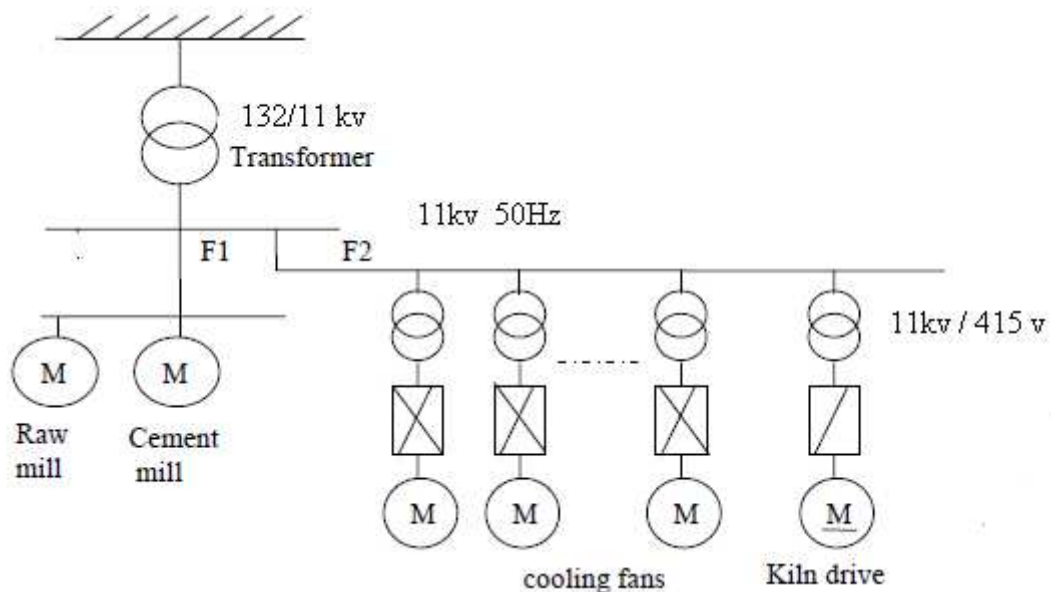


Figure. 1. Electrical layout of the cement plant

Fluke-434 power quality analyzer was used to measure the power quality parameters. This was installed on the 440V (230V phase to ground) motor drive incoming feeder. It sampled three voltages and three currents of the drive system. Using a Fluke-434 three phase power quality analyzer serial data transfer, and with Fluke view software, the recorded data i.e Total Harmonic Distortion (THD), harmonic profile was transferred to a computer. In this paper, harmonic profile of different electrical equipment is mainly considered for investigation. The over voltage threshold was set to 22 KV for the fixed. The over current thresholds were set to 500A for analyzer respectively. Harmonic measurements are an important part of the overall investigation for the number of reasons. The specific objectives of the measurement include:

Determine the harmonic generation characteristics of the motor drives. This is done by performing the current measurements at a variety of locations within the plant. The measurements typically are

performed over a period of 1-2 days using power quality analyzer in order to ensure the adequate data is collected to characterize the system operation and for further improvement in the performance of the plant. The harmonic profiles for various motor drives of the cement plant are shown in Figure. 2 to Figure. 10.

### 3. RESULTS AND ANALYSIS

#### 3.1 Harmonic Profile without filter

##### 3.1.1. 132kw cooler id fan

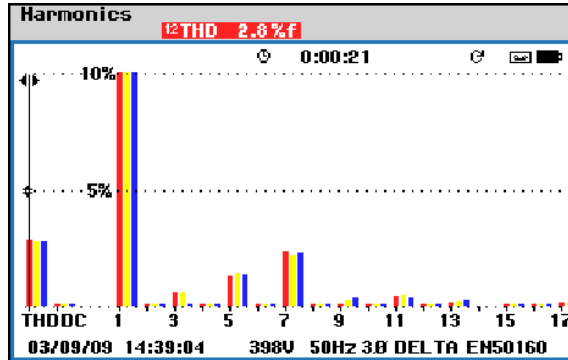


Figure. 2(a).voltage of cooler ID fan

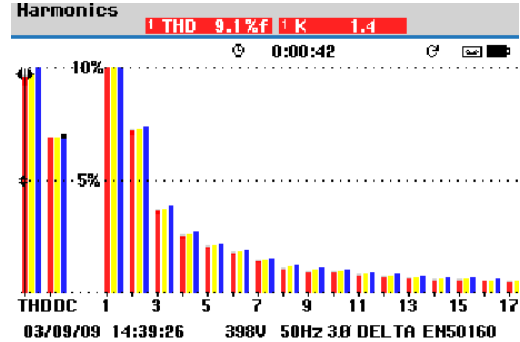


Figure. 2(b). Current of cooler ID fan

##### 3.1.2. 650kw ph fan

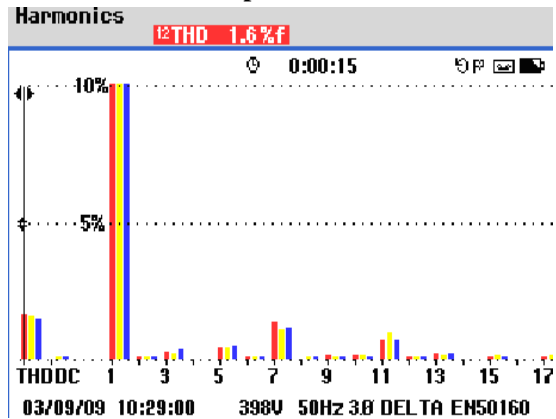


Figure. 3(a). Voltage harmonic profile

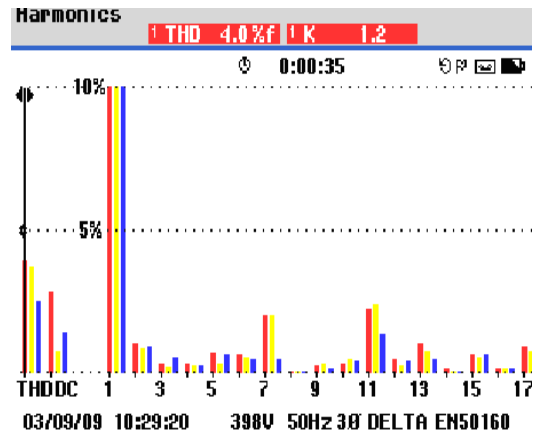


Figure. 3(b). Current harmonic profile

##### 3.1.3 750kw cement mill 1

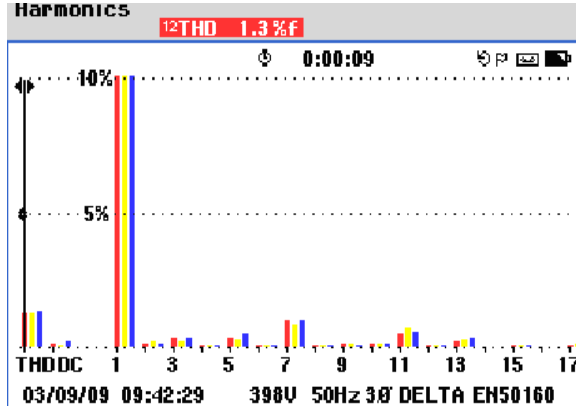


Figure. 4. Voltage of cement mill 1

##### 750kw raw mill

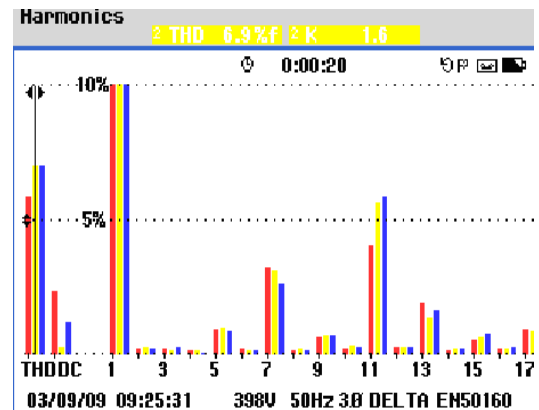


Figure.5. Current of raw mill

3.1.4 850kw cement mill2 fan

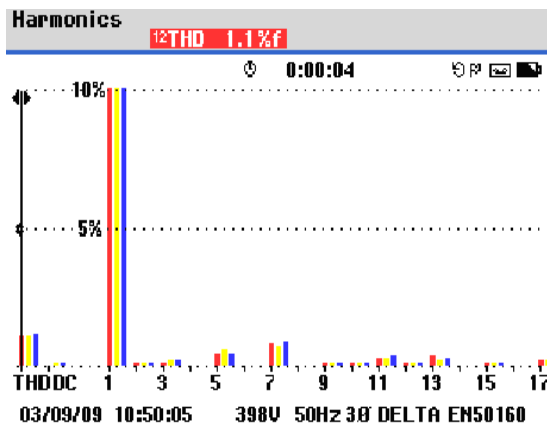


Figure. 6(a). Voltage of cement mill2 fan 1

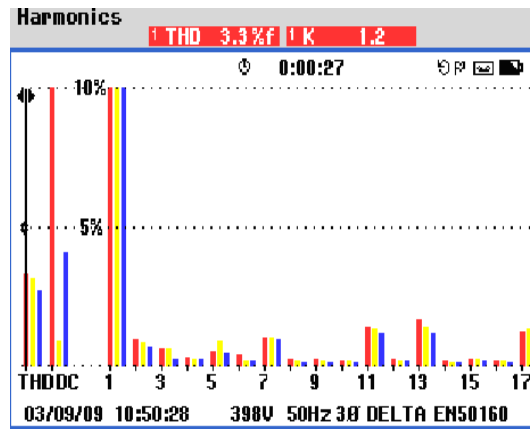


Figure. 6(b). Current of cement mill2 fan

3.1.5. Clinker breaker

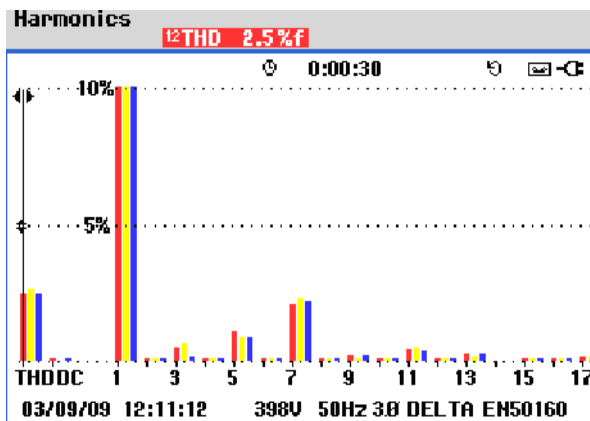


Figure. 7(a). Voltage of Clinker breaker

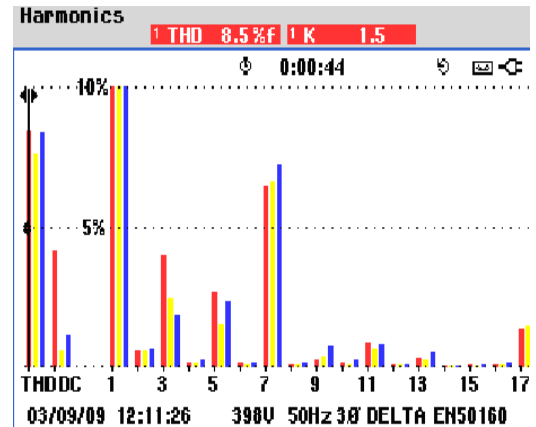


Figure. 7(b). Current of Clinker breaker

3.1.6 Cooler fan 1

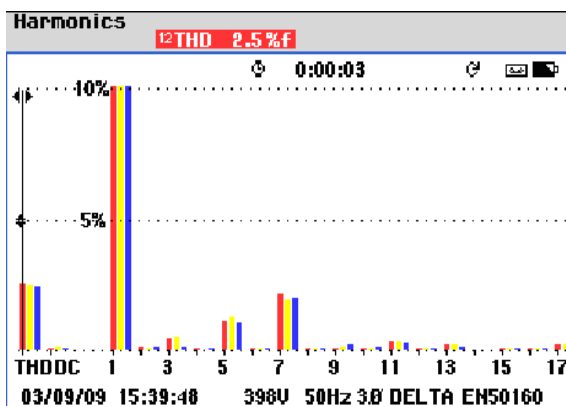


Figure. 8. Voltage of cooler fan1

Cooler fan-2

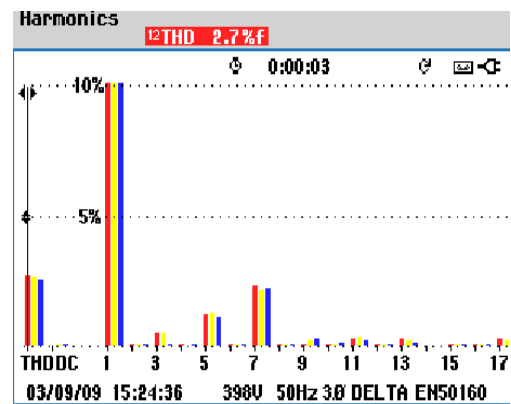


Figure. 9(a). Voltage of cooler fan2

## 3.1.7 Cooler fan-4

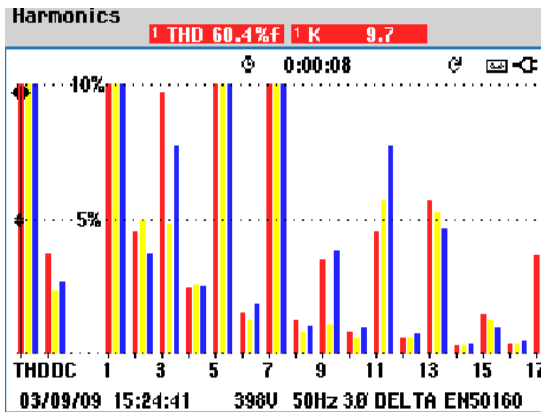


Figure.9(b). Current of cooler fan2

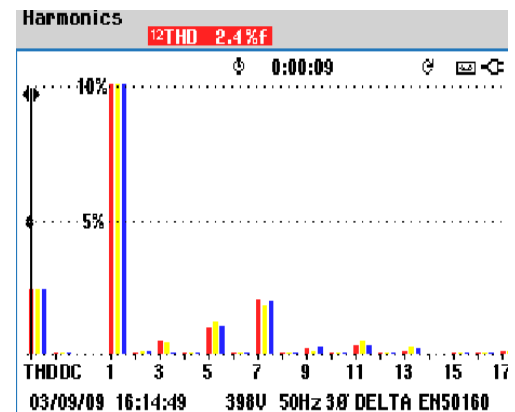


Figure.10(a). Voltage of cooler fan4

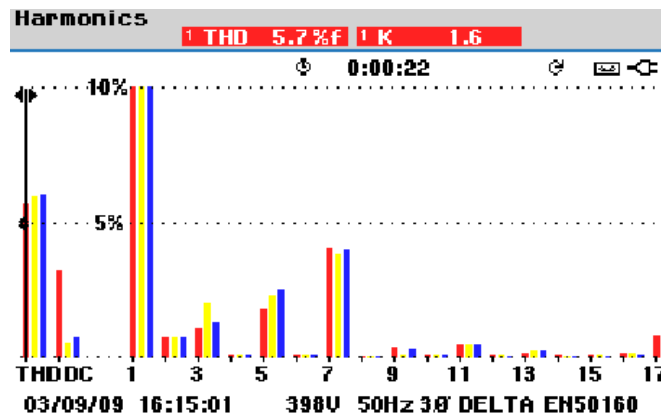


Figure.10(b). Current of cooler fan4

Table 1. Summary of harmonic distortion of various motor drives

Name of drive	Voltage %THD	Current %THD	Remarks
132 KW Cooler id fan	2.8%	9.1%	Normal level
650kw ph fan	1.6%	4.0%	Normal level
750kw cement mill 1	1.3%	--	Normal level
750kw raw mill	--	6.9%	Normal level
850kw cement mill2 fan	1.1%	3.3%	Normal level
Clinker breaker	2.5%	8.5%	Normal level
Cooler fan-1	2.5%	--	Normal level
Cooler fan-2	2.7%	60.4%	Above normal level
Cooler fan-4	2.4%	5.7%	Normal level
Cooler fan-4h	2.4%	2.6%	Normal level
750kw raw mill	--	6.9%	Normal level
850kw cement mill2 fan	1.1%	3.3%	Normal level
Clinker breaker	2.5%	8.5%	Normal level
Cooler fan-1	2.5%	--	Normal level
Cooler fan-2	2.7%	60.4%	Above normal level
Cooler fan-4	2.4%	5.7%	Normal level
Cooler fan-4h	2.4%	2.6%	Normal level

### 3.2 Harmonic reduction with Active power filter

The main intention of carrying out this case study in the cement plant is to determine the extent of harmonics produced by different types of non linear loads exist in the plant and to apprise whether any of the locations that had a significant level of harmonic distortion that could lead to an electrical problem in the near future. This paper analyses the level and the effect of harmonics within the plant distribution system and harmonics injected in to the grid. Total harmonic distortion should be less than 5% throughout a plant's distribution system as per the standard. Table 1 show the harmonic profile of the electric drives in Anjani Portland cement Ltd. From the Table 1, it is observed that %THD of certain electric drives is very high and beyond the International standards. Values above 5% are investigated thoroughly. Some cases, the harmonics produced by low voltage VFD used in the cooling fans are higher than 5%. Particularly, Thyristor controlled drives used in cooling fan-2 give up to 60.4% THD in current and it has to be minimized to avoid current harmonics related problems as mentioned in the previous sections. Hence, harmonics need to be reduced, for which different solutions are available such as adding line reactors, passive harmonic filters but active power filter is most preferred for effective harmonic reduction, i.e, even in non-ideal supply voltage (e.g. unbalance, voltage pre-distortion) these types of harmonic filters ensure effective minimization of Total Harmonic Distortion (THD). Therefore, many applications currently in use can replace the common line reactors with an advanced active power filters if the cost performance balance leans to a positive investment.

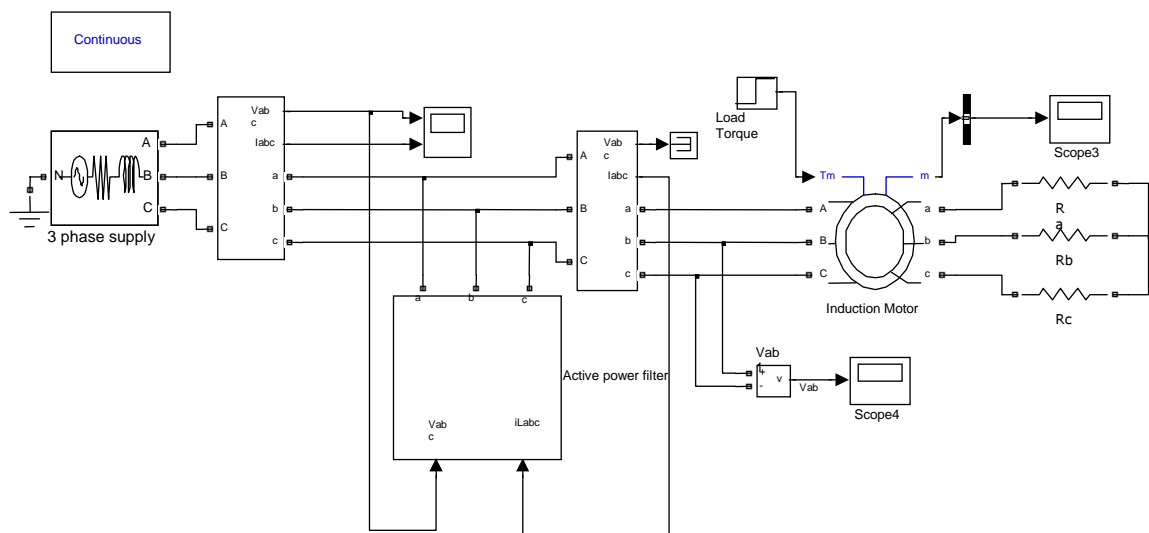


Figure 11. Simulink diagram of a 1<sup>st</sup> group dryer drive with filter

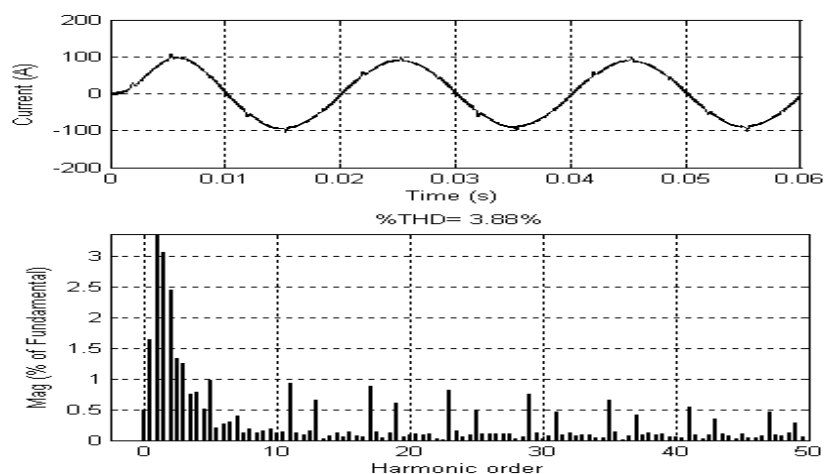


Figure12. Current waveform with active filter

The drive system with active filter is implemented in Matlab/Simulink and is shown in Figure. 11. The results with the insertion of shunt active filter show a substantial reduction in the current harmonic content. This will be a very useful scheme especially in industries where multiple induction motors of large capacity are frequently started from a 3-phase supply. Figure 12. Shows the current waveform of cooler fan-2 with active filter, from the waveform it is clear that the %THD is reduced to a great extent and it is also given in Table 2.

Table 2.comparison of %THD in current

	%THD <sub>1</sub> Without filter	%THD <sub>1</sub> With filter
Cooler fan-2	60.4%	3.38%

#### 4. CONCLUSION

A case study has been carried out for harmonic analysis of electric drives in M/S Anajni Portland cement Ltd. Both voltage and current harmonics at supply side have been measured practically using fluke 434 power harmonic analyzer and results are presented. These investigations reveal that the harmonic content is more, particularly in cooler fan-2, %THD of current is very high i.e 60.4% because it is only the motor controlled by the variable frequency drive out of four cooler fans. In order to reduce the harmonic content, an active filter has been designed and simulated the cooler fan drive in Matlab/Simulink and result is tabulated in terms of %THD with and without filter. From the Table. 2, it is observed that the %THD of the current has been reduced significantly from 60.4% to 3.83%.

#### REFERENCES

- [1]. UIE, *Types of Disturbances and Relevant Standards*, Guide to Quality of Electrical Supply for Industrial Installations, "Power Quality" Working Group WG2.
- [2]. T. E. Grebe, M. F. McGranaghan, and M. Samotyj, "Solving harmonic problems in industrial plants and harmonic mitigation techniques for adjustable speed drives," in *Proc. Electrotech'92*, Montreal, P.Q., Canada, June 14–18, 1992.
- [3]. *Recommended Practices and Requirements for Harmonic Control in Power Systems*, IEEE Standard 519-1992.
- [4]. Morinec, A., *Benefits of Long-Term Power Quality and Power Consumption Monitoring at the Service Entrance Point of Industrial Facilities*, Proceedings of the IEEE PES North American Power Symposium, Phoenix, USA, October 1998.
- [5]. Davis, E., Emanuel, A., Pileggi, D., *Harmonic Pollution Metering: Theoretical Considerations*, IEEE Transactions on Power Delivery, vol. 15, no. 1, pp. 19-23, January 2000.
- [6]. Maswood, A., Jun, Z., *Analysis of Harmonic Current Propagation Generated by Power Electronic Controls under Nonideal Conditions*, pp. 551-564, Electric Machines and Power Systems, Volume 28, Number 6, June 2000, Taylor & Francis.
- [7]. IEEE STD 519-1992, *IEEE Recommended Practices and Requirements for Harmonic Control in Electric Power Systems*, IEEE Industry Applications Society/Power Engineering Society.
- [8]. Pretorius, J., Wyk, J., Swart, P., *An Evaluation of Some Alternative Methods of Power Resolution in a Large Industrial Plant*, IEEE Transactions on Power Delivery, vol. 15, no. 3, pp. 1052-1059, July 2000.
- [9]. Mark F. Mc Granaghan, "Designing Harmonic Filters for Adjustable-Speed Drives to Comply with IEEE-519 Harmonic Limits" IEEE transactions on industry applications, vol. 35, no. 2, march/April 1999.
- [10]. IEEE PES Harmonic working group., *Characteristics and Modelling of Harmonic Sources-Power Electronic Devices*, IEEE Transactions on Power Delivery, vol. 16,no.4, pp. 791-800, October 2001.

#### BIBLIOGRAPHY OF AUTHORS



**Y. Kusuma Latha** received the B.E (Electrical and Electronics Engineering) degree from Nagarjuna University, Guntur.A.P, India, M.Tech degree from Jawaharlal Nehru Technological University, Anantapur, India in 2000 and 2004. Currently she is working for her Ph.D. She is working as an Associate Professor in the Dept. of Electrical and Electronic Engineering, at Lakireddy Balireddy College of Engineering (Autonomous), Mylavaram. Her areas of interest are Power Quality, Harmonic mitigation techniques, Active power filters and DSP Controllers



**Ch. Sai Babu** received the B.E from Andhra University (Electrical & Electronics Engineering), M.Tech in Electrical Machines and Industrial Drives from REC, Warangal and PhD in Reliability Studies of HVDC Converters from JNTU, Hyderabad. Currently he is working as a Professor in Dept. of EEE in JNTUCEK, Kakinada. He has published several papers in National and International Journals and Conferences. His area of interest is Power Electronics and Drives, Power System Reliability, HVDC Converter Reliability, Optimization of Electrical Systems and Real Time Energy Management.



**Y. P. Obulesu** received his B.E degree in Electrical Engineering from Andhra University, Visakhapatnam, India, M.Tech degree from Indian Institute of Technology, Kharagpur, India, in 1996 and 1998. He received his PhD degree from Jawaharlal Nehru Technological University, Hyderabad, in 2006. He got publications in several National and International Journals and Conferences. His areas of interest are simulation and design of power electronics systems, Active filters, Power quality, fuzzy logic and neural network application to power electronics and drives